



Key findings

VET SURVEY

2019



Federation
of Veterinarians
of Europe



Exclusive Sponsor





2015 FVE survey of the European Veterinary Profession

Participants in FVE Survey



Austria	212
Belgium	211
Bulgaria	57
Czech Republic	393
Denmark	385
Estonia	81
Finland	266
FYROM	75
France	1,323
Germany	1,618
Hungary	139
Iceland	31
Ireland	368
Italy	1,182
Latvia	64
Luxembourg	82
Netherlands	259
Norway	425
Poland	464
Portugal	1,267
Romania	848
Russia	490
Serbia	144
Slovakia	294
Slovenia	155
Spain	2,641
Sweden	406
Switzerland	104
Turkey	122
United Kingdom	453
EUROPE 30	14,559





Demographics and job market



Estimated number
of veterinarians in Europe
309.144

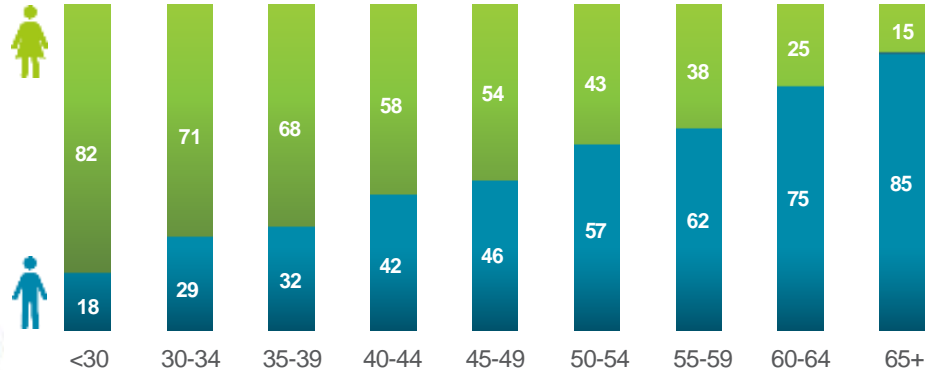


46%
of veterinarians
are under 40
(44% in 2015)



58%
of veterinarians
are female
(53% in 2015)

Percentage of veterinarians by gender and age (2018)





58% of vets work in clinical practice,

27% as practice owners
31% as employees

2015: 60%, 35% and 25%

The great majority of European vets work with small animals



Men work

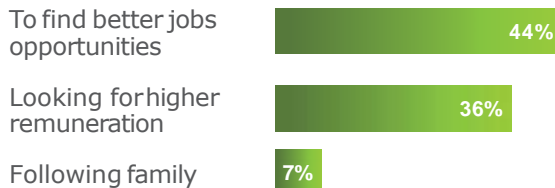
46.3 hours/week.

Women work

42.4 hours/week



Main reason for veterinarians to go to work in another European country



European veterinarians rated their satisfaction with how their education prepared them for the job market as 5

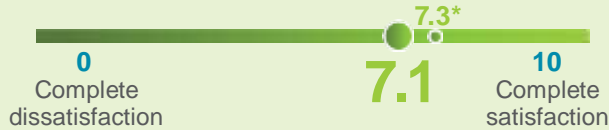


A low-angle photograph of graduates in black gowns and mortarboards, with their arms raised and caps flying in the air against a bright sky. A semi-transparent green rectangular box is overlaid on the left side of the image, containing the word "Career" in white text. A large, stylized green checkmark graphic is positioned in the bottom right corner.

Career

European veterinarians rated
their satisfaction with...

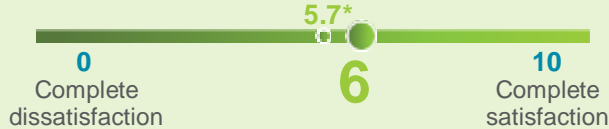
... their choice of career



... the amount they are paid



... their quality of life



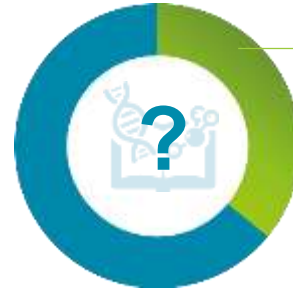
... their work environment



The likelihood
of choosing to be
a veterinarian again
-if they were given
the chance of starting
over- as **6** (6.5*)



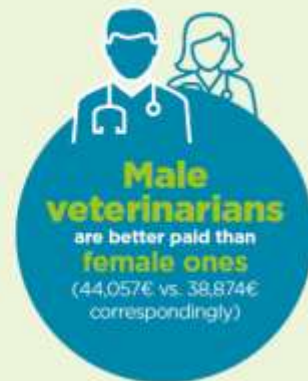
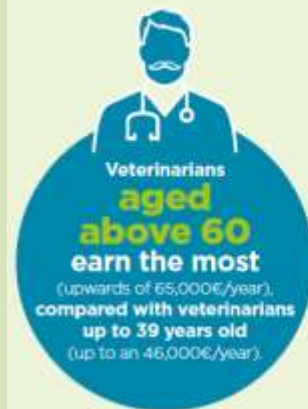

32%
of veterinarians reported
that they have made
a career switch within
the veterinary sector



36%
of veterinarians would
consider making a career
switch within the veterinary
sector in less than 5 years



32%
would even consider leaving
the veterinary sector for
another non-veterinary
professional activity in less
than 5 years





Well-being

Veterinarians report a level of stress
at work of 7 out of 10



In the last three years
26%
of veterinarians had to take more than 2 weeks offwork due to depression, burn-out, exhaustion or compassion fatigue.



46%
of veterinarians feel, often or all the time, optimistic about the future.

Over two thirds of veterinarians feel useful often or all the time

Only 22%
of veterinarians feel relaxed often or all the time

FVE Survey design



Results dissemination

October
2019



Landing Page development

www.fvesurvey2018.com

The study will be hosted in the web page and available for free download.



Media pack for the countries that have been participated on the survey. The Media pack will include press releases, web banners and HTML e-mails.



FVE Online Launch event for the media

Webseminar that will present the FVE survey results, the main and most relevant data.



Linkedin Campaign (first month)



Promotional spot for Social Media

Thank you for your support!